


Learn more about our implant workflow and other workflows at Dentsply Sirona: dentsplysirona.com/clinictopartner



Digital implantology workflow with Primescan

The simpler, better and happier way for implant treatment

For you as implantologists, digital technologies play a central role and intraoral scanning is a logical step toward a full digital implantology workflow. Benefit from highly accurate scan data that opens new possibilities to consistently make the workflow simpler and more efficient. Primescan powered by DS Core™ contribute to happier teams and happier patients.

Digital Impression with Primescan



Outstanding quality

- Highly accurate full scan-arch in less than a minute
- Easy scanning of shiny materials and edentulous areas
- Scan as the foundation for better function, and precision of the of the prosthetic solutions in implant treatment planning

Security

- Guided implant surgery with surgical guides for a more effective implant workflow
- Increased treatment comfort for your patients
- Expect more predictable and stable placements with DS PrimeTaper

Predictability

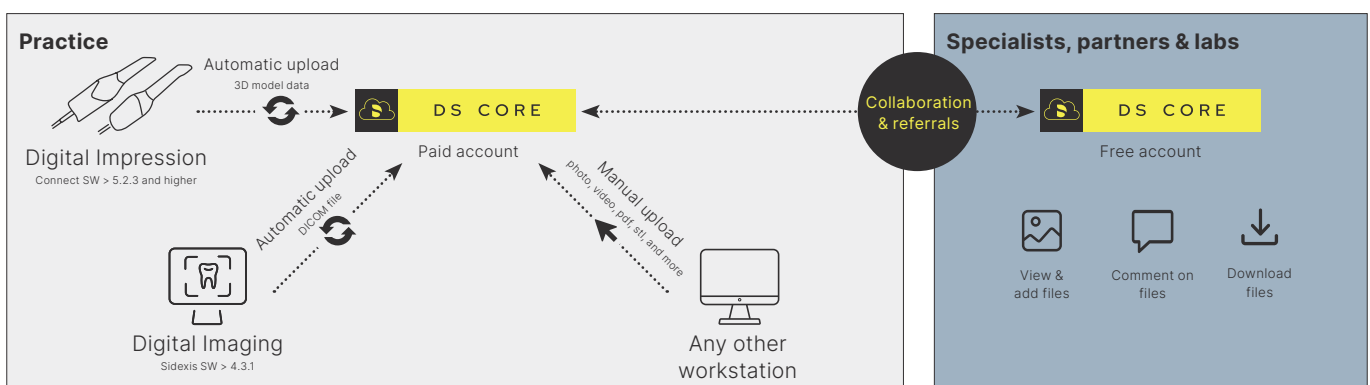
- Reliable data for extremely predictable implant treatment
- Complete control even over more complex cases

Freedom of collaboration with Connect Case Center

- With one click, your lab of choice can access to the scan data via Connect Case Center Inbox.
- Your partner can easily proceed with the design regardless of the CAD software used for a shorter treatment time
- Anonymized and immediate safe data transfer within seconds (HIPAA and GDPR compliance)
- No license fees

Benefits of DS Core™ for Digital Impression

With DS Core™, Dentsply Sirona offers a cloud-based platform that combines products, services and technology that empowers your practice growth through efficiency and connectivity.



Share & collaborate

Efficient collaboration with specialists, partners and labs. Send patient records to your colleagues with the click of a button.

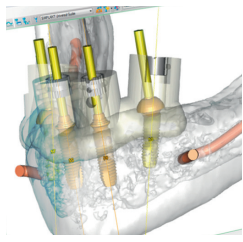
One central library

Easily combine digital impressions and x-rays for any workflow in one library. Scans and images will be automatically uploaded from your Dentsply Sirona equipment.

Easy access

Access the platform from multiple devices easily through a web browser. View, download and manage case files from different equipments, no matter where they are located.

Different possibilities to shape your DS implants workflow with Primescan



Complete data capturing for a reliable implant planning

By cross-referencing the CBCT image, for example from Axeos, with the intraoral scan from Primescan, you have a complete view of the surrounding tissues and can virtually plan the implant case considering prosthetics requirements.

Simplant Pro

Plan any simple or more sophisticated case inhouse with the variety of tools of the versatile solution for digital implant planning.

Simplant Planning Service

Receive an implant planning without the need to purchase a planning software.

Planning software of your choice

Send the .STL data to your own planning software or to any laboratory.

Using
DS CORE™

Experience a new way of collaboration with peers and specialists within digital workflows and complex implant cases. Easily combine and share digital impressions, X-rays, patient videos, photos, and documents, all from one library.*



Guided surgery to place implants safely and precisely

Virtually plan the surgical guide and perform the surgery in a safer and more accurate way. Primescan allows a much easier and more predictable process for creating surgical guides with very efficient turn-around times.

Simplant Guide

Patient-specific Simplant Guides (e.g. tooth-supported, mucosa-supported, bone-supported) allow you to perform your preferred surgical technique in a safe way.

Guide from your laboratory

You can order your surgical guide from the lab partner of your choice.

Using
DS CORE™

A copy of the model data is automatically uploaded and added to your patient records as a .dxd file. You can access these files remotely using a web browser on any scanner or workstation at any time.*



Flexible implant prosthetics options

Finalize and place the individual prosthetics with customized abutment, cement- or screw-retained crown. The extremely fast and very accurate Primescan delivers outstanding sharpness and precision, even at a depth up to 20 mm.

Atlantis solutions

Design and manufacturing solution of patient-specific abutments and crowns for the new DS PrimeTaper and all major implant systems.

Your lab of choice

For easy and safe ordering, the 3D model is quickly transmitted via Connect Case Center to the dental laboratory of your choice.



DS PrimeTaper

The new DS PrimeTaper implant is designed with a progressive taper and thread for primary stability. The EV Prosthetics color coding makes it easier than ever to correctly identify components in each implant-abutment connection size, ensuring an efficient workflow throughout the procedure.

* This is not a medical device software. It is not intended to diagnose, treat, cure, or prevent any disease or health condition. Use only for information, education or sharing purposes. Service is subject to country availability. Please contact with your local DS representatives.